

Appendix 1

Elective surgery and cancer performance at Northwick Park and St Mary's Hospitals

Elective Surgery and Cancer Waiting Lists

Overall, NW London has maintained a greater portion of elective activity in Wave 2 of the pandemic compared to Wave 1. We were able to care for COVID patients and treat the more clinically urgent elective patients (those who are clinically assessed as needing treatment within 4 weeks, including patients on cancer pathways).

This was achieved through:

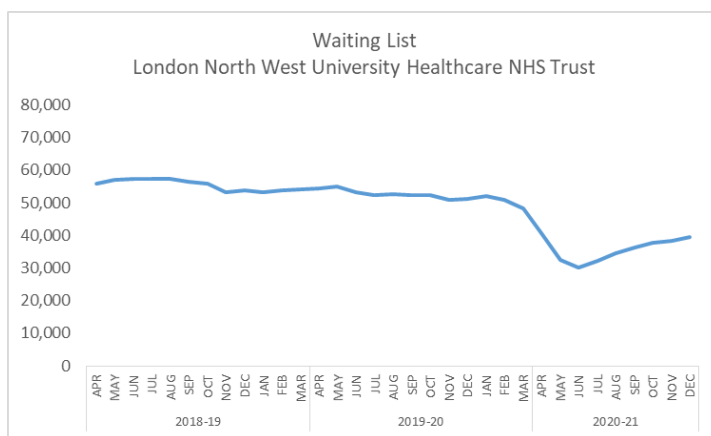
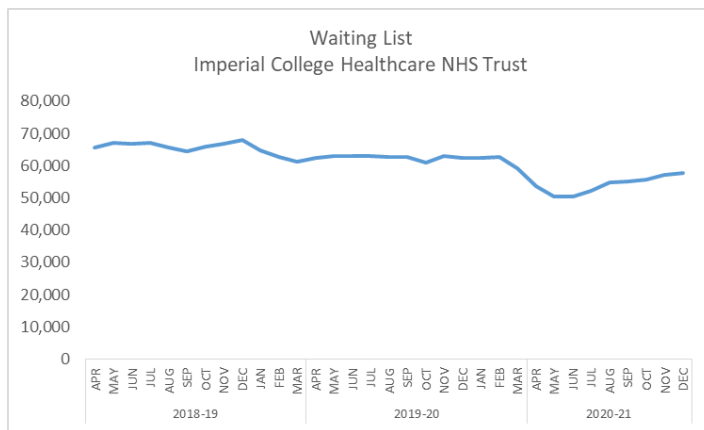
- adoption of virtual outpatient consultations by patients and healthcare professionals where appropriate
- the strengthening of integrated working across primary, secondary and community care
- treating patients across NW London based on clinical priority and using mutual aid across organisations, including more use of the independent sector, where appropriate.

Waiting times for patients awaiting routine care have increased across the NHS, including at both ICHT and LNW. In particular, we now have a significant number of patients who have been waiting over 52 weeks.

Within the North West London Integrated Care System, the four acute trusts are working together to develop a co-ordinated 'reset and recovery' plan for all services as we emerge from the Covid-19 second wave. As well as a detailed action plan to bring down waiting times again, this includes a particular focus on avoiding and minimising harm, ensuring equality of access across the sector and ensuring we are prepared for any further surges in urgent demand. We are also being very mindful of the need for our staff to have time and support to rest and recuperate and to expand the involvement of our patients and wider stakeholders in future planning and improvements.

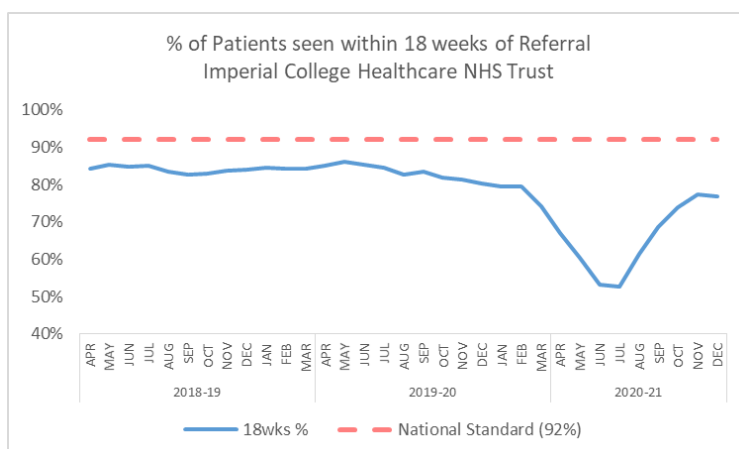
Our latest published waiting time position, by trust, is as below:

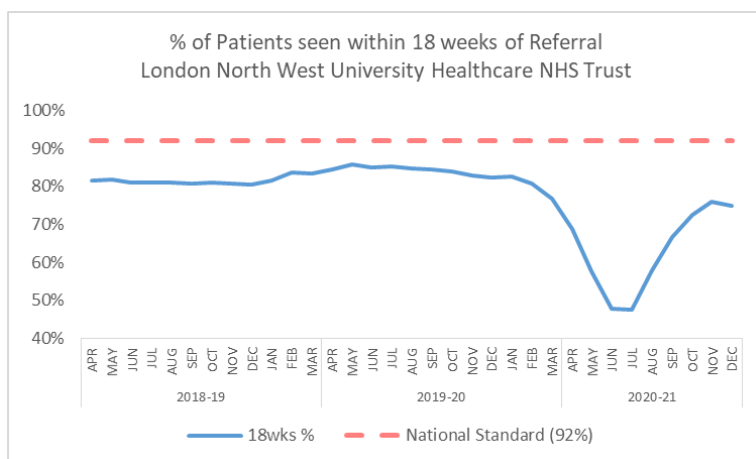
RTT Waiting List:



Data Source: Consultant-led Referral to Treatment Waiting Times, NHSE Statistics
Caveats: Provider-level data only, site-level data not available in national dataset

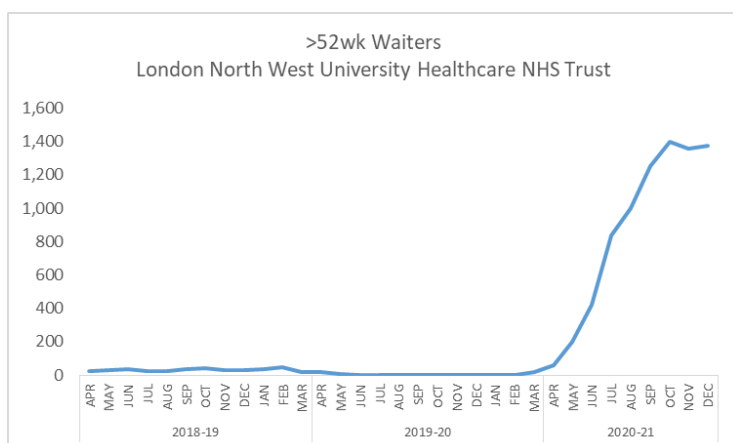
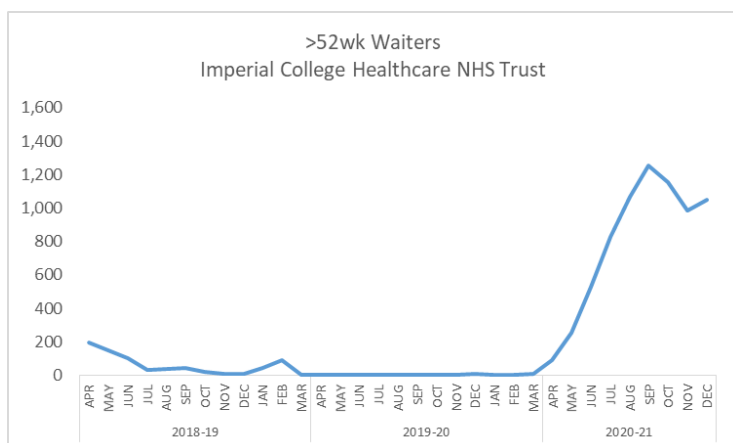
RTT % seen within 18wks:





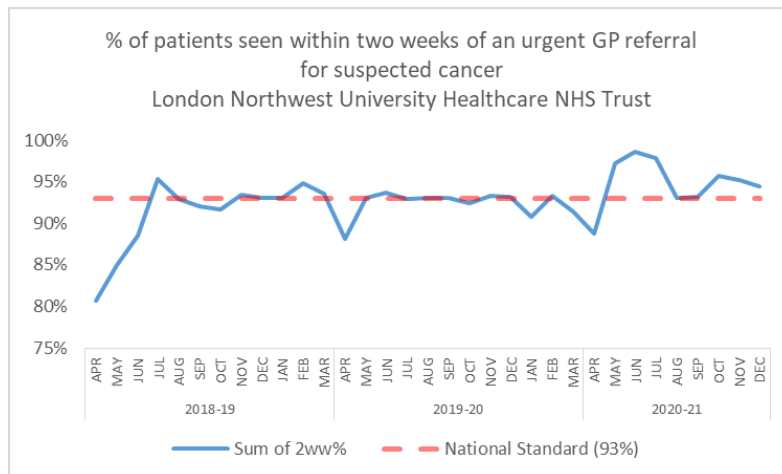
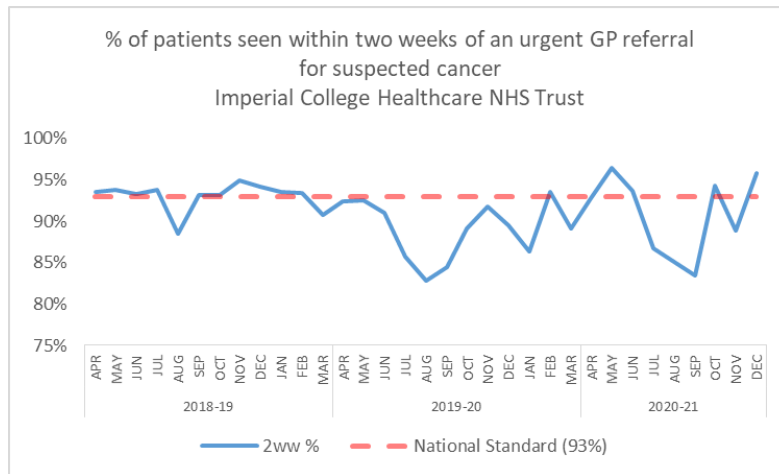
Data Source: *Consultant-led Referral to Treatment Waiting Times, NHSE Statistics*
 Caveats: *Provider-level data only, site-level data not available in national dataset*

RTT >52wks waiters:



Data Source: *Consultant-led Referral to Treatment Waiting Times, NHSE Statistics*
 Caveats: *Provider-level data only, site-level data not available in national dataset*

Cancer 2 week waits:



Data Source: Cancer Treatment Waiting Times, NHSE Statistics
 Caveats: Provider-level data only, site-level data not available in national dataset